
	<p align="center"><b>ENGLISH RECOVERY WORKSHOP</b></p> <p align="center"><b>6TH GRADE</b></p>	
<b>STUDENT'S NAME:</b>		<b>TEACHER'S NAME: MARIO ALBERTO JIMENEZ SILVA</b>
<b>DATE:</b>		<b>COURSE: 60_</b>

## Tema 1: The Family

Explicación:

En inglés, los miembros de la familia se expresan así:

- Father / Dad → Papá
- Mother / Mom → Mamá
- Brother → Hermano
- Sister → Hermana
- Grandfather → Abuelo
- Grandmother → Abuela
- Cousin → Primo/a
- Uncle → Tío
- Aunt → Tía



Ejercicio 1: Crea tu propio Family Tree (árbol genealógico). Dibuja un esquema donde aparezca tu familia más cercana (padres, abuelos, hermanos, primos, tíos). Luego escribe al menos 6 oraciones en inglés describiendo a tu familia. Usa ejemplos como:

- My father's name is Carlos. He is 40 years old.
- My grandmother is Maria. She lives in Bogotá.
- I have two cousins. Their names are Ana and Felipe.

Ejercicio 2: Completa las frases:

1. \_\_\_\_\_ is my mother.
2. \_\_\_\_\_ is my uncle.
3. \_\_\_\_\_ is my grandmother.
4. \_\_\_\_\_ is my cousin.
5. \_\_\_\_\_ is my father.

- Father / Dad → Papá
- Mother / Mom → Mamá
- Brother → Hermano
- Sister → Hermana

- Grandfather → Abuelo
- Grandmother → Abuela
- Cousin → Primo/a
- Uncle → Tío
- Aunt → Tía

Ejercicio 1: Escribe en inglés quién es cada persona para ti.

Ejemplo: My father is Carlos. My sister is Ana.

1. \_\_\_\_\_ is my mother.
2. \_\_\_\_\_ is my uncle.
3. \_\_\_\_\_ is my grandmother.

## Tema 2: Likes and Dislikes

Explicación:

Usamos like y don't like para expresar gustos.

- I like pizza. → Me gusta la pizza.
- I don't like carrots. → No me gustan las zanahorias.

Ejercicio 2: Escribe 3 cosas que te gustan y 3 cosas que no te gustan.

- I like \_\_\_\_\_.
- I like \_\_\_\_\_.
- I like \_\_\_\_\_.
- I don't like \_\_\_\_\_.
- I don't like \_\_\_\_\_.
- I don't like \_\_\_\_\_.



## Tema 3: Vocabulary – Hobbies





Palabras útiles:

- Play soccer → jugar fútbol
- Read books → leer libros
- Listen to music → escuchar música
- Watch TV → ver televisión
- Draw → dibujar
- Dance → bailar
- Play video games → jugar videojuegos

Ejercicio 3: Escribe oraciones completas usando los hobbies de la lista. Haz 4 oraciones en afirmativo y 4 en negativo (usando don't/doesn't).

Ejemplo: I like to play soccer. / She doesn't like to watch TV.

Hobbies: play soccer, read books, listen to music, watch TV, draw, dance, play video games

1.  Listen to music
2.  Read books
3.  Play video games
4.  Play soccer

- a) \_\_\_ I play PlayStation.
- b) \_\_\_ I go to the library.
- c) \_\_\_ I like Shakira songs.
- d) \_\_\_ James Rodríguez is good at this.

## Tema 4: Can and Can't

Explicación:

- I can swim. → Yo sé nadar.
- I can't fly. → Yo no sé volar.

Ejercicio 4: Escribe 3 cosas que puedes hacer y 3 cosas que no puedes hacer.

I can \_\_\_\_\_.  
I can \_\_\_\_\_.  
I can \_\_\_\_\_.  
I can't \_\_\_\_\_.  
I can't \_\_\_\_\_.  
I can't \_\_\_\_\_.

## Tema 5: Present Simple – Routines and Habits

Explicación:

El presente simple se usa para rutinas.

- Affirmative: I wake up at 6:00. / She plays soccer.
- Negative: I don't watch TV. / He doesn't play video games.

Ejercicio 5: Completa con la forma correcta del verbo en present simple.

1. Maria \_\_\_\_\_ (get up) at 7:00.
2. They \_\_\_\_\_ (not/watch) TV at night.
3. My brother \_\_\_\_\_ (play) soccer every weekend.
4. I \_\_\_\_\_ (not/go) to school on Sunday.
5. She \_\_\_\_\_ (study) English in the afternoon.

## **Actividad Final – Reading**

Lee el texto y responde:

My name is Laura. I live with my mother and my brother. I like music but I don't like soccer. My hobby is reading books. I can draw very well but I can't dance. Every day I wake up at 6:30, I go to school, and in the afternoon I do my homework.

Preguntas:

1. Who does Laura live with?
2. What does she like?
3. What is her hobby?
4. What can't she do?
5. What time does she wake up?

### **Instrucción final para el estudiante:**

Debes entregar esta guía completa, con todas las actividades desarrolladas y respuestas escritas en inglés, para recuperar el periodo.